

NCCER Online Module Testing Technical Overview






Overview

Objective

This presentation aims to:

Provide a clear understanding of what is needed for NCCER computer-based tests to be successful within a locked down environment.



Access

Access is granted based on roles and can be bucketed into two groups:

- **Staff**
 - Includes: Instructors, Proctors, Program Directors and Program Managers
- **Test Takers (Learners)**



Technical Details

Technical Overview

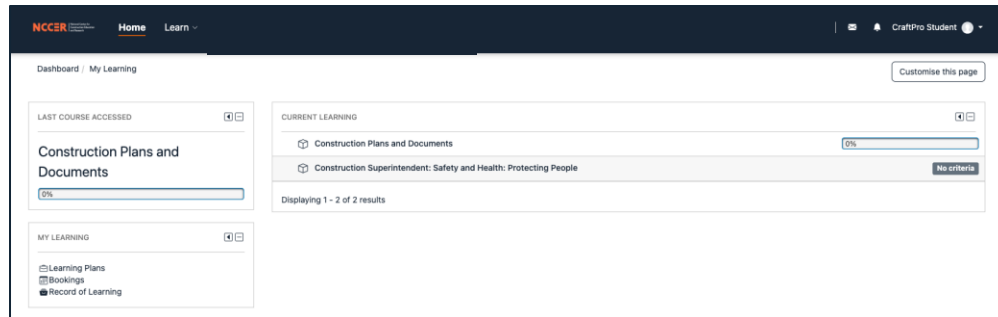
There are *four* components that help to deliver the end-to-end testing experience.

- 1. NCCER Learning Platform
- 2. NCCER Performance App
- 3. NCCER Program Management
- 4. NCCER Account Portal and Authentication

NCCER Learning Platform

The NCCER Learning Platform is where instructors and/or proctors will assign tests to students and then authorize tests to be started using the proctor console.

Students will log in using their Last Name and NCCER Card Number to launch assigned tests. No other interaction with the Learning Platform is required for students.



NCCER Online Testing

Students, instructors, and proctors access NCCER's Learning Platform to take and administer online module testing.

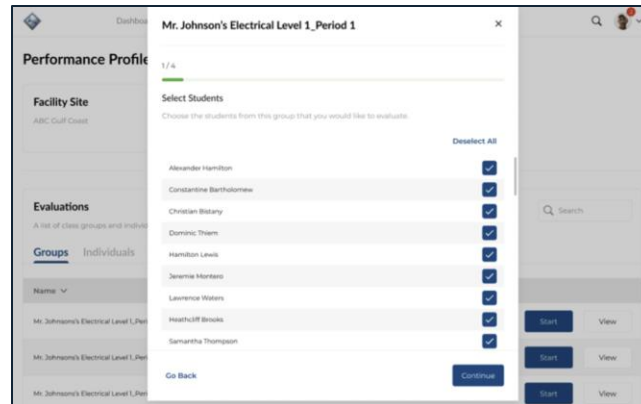
The screenshot displays a testing interface with the following elements:

- Header:** A hamburger menu icon, the NCCER logo, and the breadcrumb path: "00108-15 - Basic Employability Skills / Scored Items / MIRCEN00000108-15014-00".
- Question:** "Being dependable means ____."
- Options:** Four radio button options, each in a rounded rectangular box:
 - showing up for work on time, every day
 - reporting co-workers who stretch out lunch hours and breaks
 - leaving work early once you've finished a task
 - finishing tasks no earlier than their scheduled date
- Navigation:** A circular bookmark icon on the right, a progress indicator at the bottom with 17 numbered circles (circle 1 is highlighted with an upward arrow), an "OVERVIEW (20)" button, and a blue circular arrow icon.

NCCER Performance App

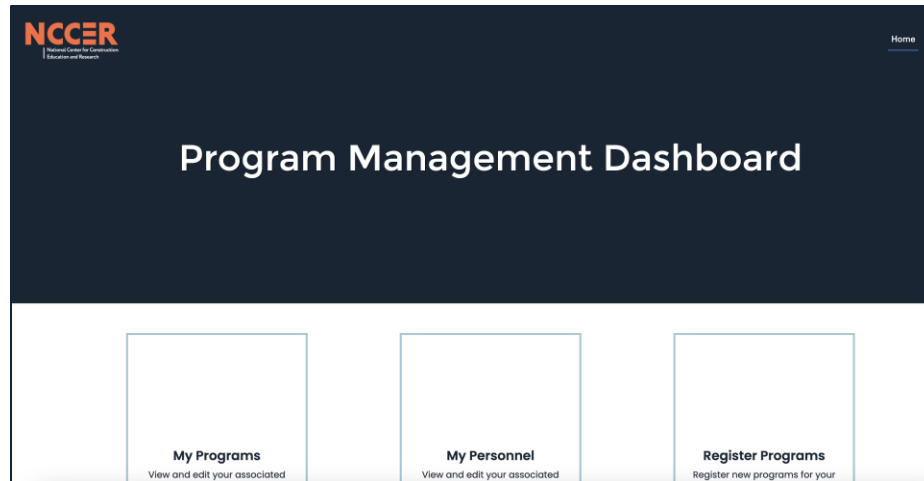
The NCCER Performance app is where instructors and performance evaluators will track, record, and submit hands-on performance tasks (i.e. Performance Profiles).

The app is web-based and is only utilized by instructors and performance evaluators. Students have no interaction with this application.



NCCER Program Management

The NCCER Program Management portal allows Directors and Managers to view and manage individuals with certified roles at their organization. Management of users with NCCER certified roles will happen in the Program Management portal.

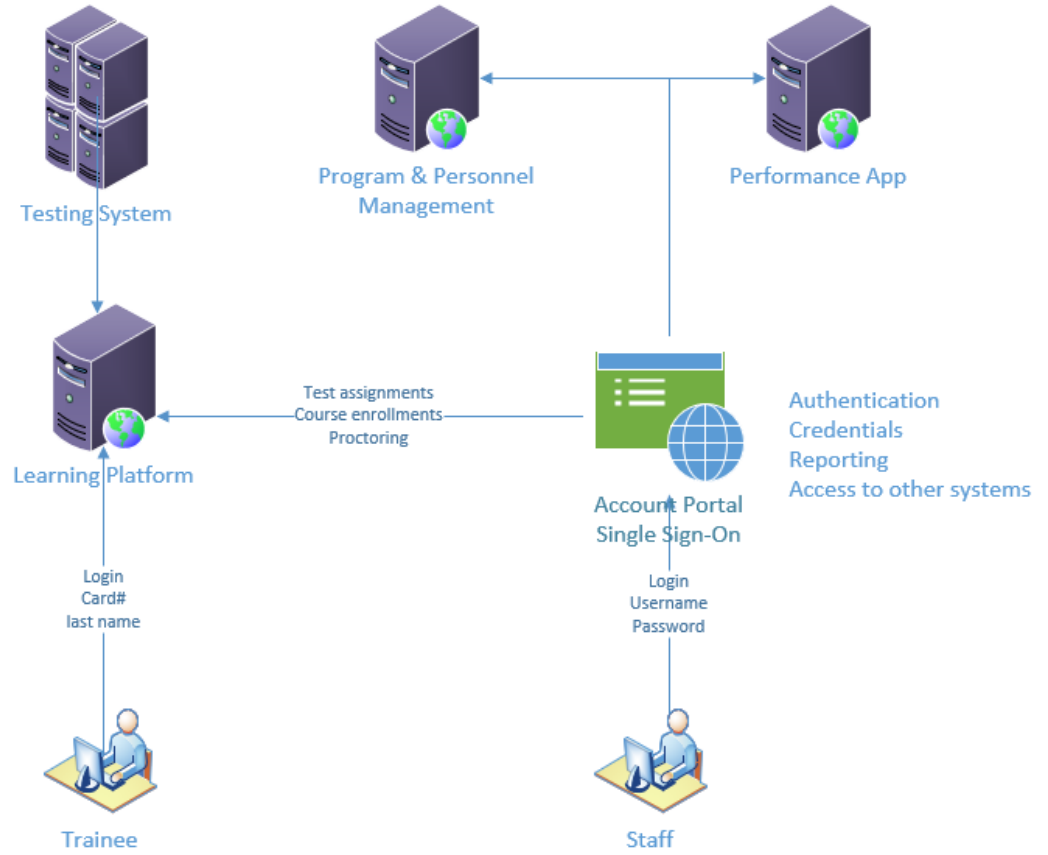


NCCER Account Portal and Authentication

The NCCER Authentication Services are what allow us to ensure security of our systems while facilitating single sign-on across our applications. Staff members will log in to their accounts to access the Testing System, Learning Platform, and Program Management using these services.

Test Takers are able log in using just their last name and card number to take tests; however, if access to the Learning Platform is needed (e.g. for training purposes), an NCCER account will be required.

Technical Architecture

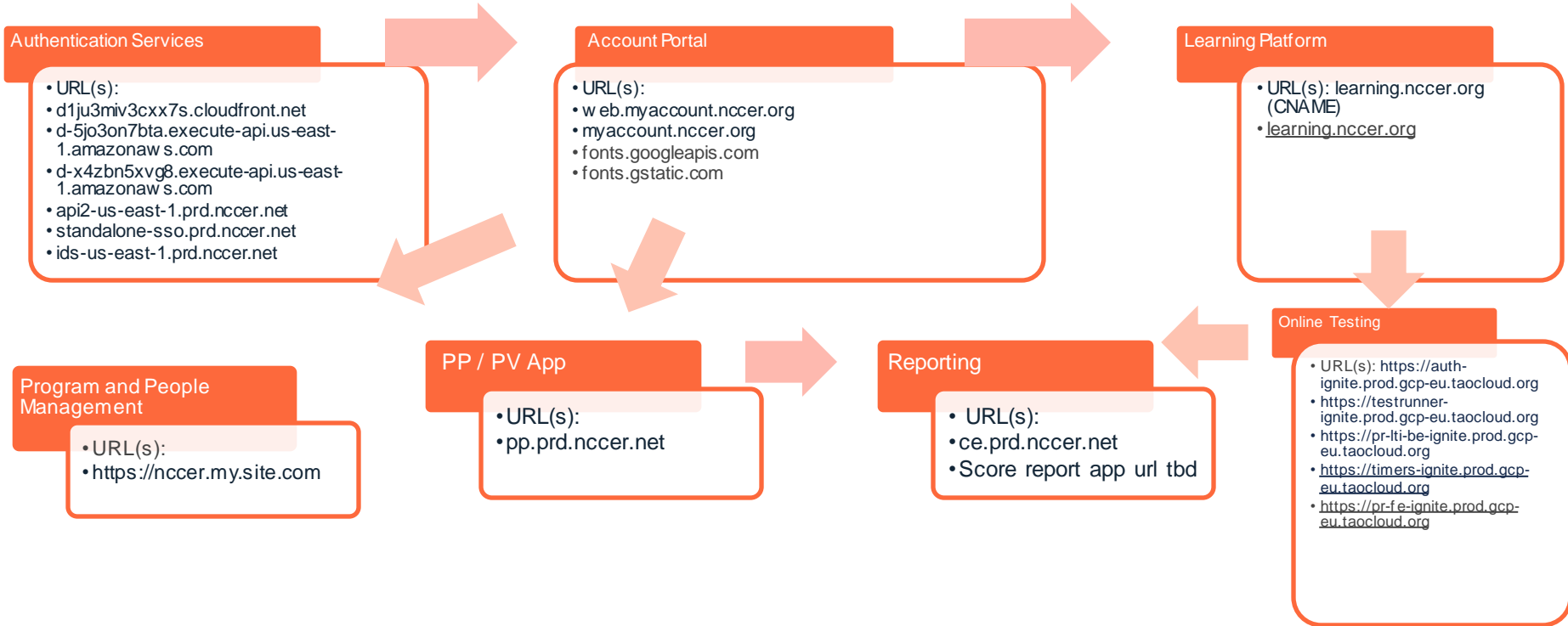




Customer Workflows

Workflow for Staff

System Workflow for Staff accessing the NCCER Testing System



Workflow for Test Takers

System Workflow for Test Takers accessing the NCCER Testing System

Learning Platform Login (card # + last name)

- URL(s): Learning.nccer.org (CNAME)
- <https://learning.nccer.org/local/login/index.php>

Learning Platform

- URL(s): Learning.nccer.org (CNAME)
- <https://learning.nccer.org/>*
- <https://learning.nccer.org/totara/dashboard/index.php>

Online Testing

- URL(s): <https://auth-ignite.prod.gcp-eu-tacloud.org>
- <https://testrunner-ignite.prod.gcp-eu-tacloud.org>
- <https://pr-ti-be-ignite.prod.gcp-eu-tacloud.org>
- <https://timers-ignite.prod.gcp-eu-tacloud.org>
- <https://pr-fe-ignite.prod.gcp-eu-tacloud.org>



System Requirements and Whitelist Information

System Requirements

- All the systems mentioned are **web applications**, meaning no client software is needed!
- These all work on:
 - PCs
 - Laptops
 - Macs
 - iPads / Tablets
 - Chromebooks
- These all work with the latest versions of all major browsers.

Firewall / Proxy Whitelist

Staff User

Authentication Services

- d1ju3miv3cxc7s.cloudfront.net
- d-5jo3on7bta.execute-api.us-east-1.amazonaws.com
- d-x4zbn5xvg8.execute-api.us-east-1.amazonaws.com
- api2-us-east-1.prd.nccer.net
- standalone-ssso.prd.nccer.net
- ids-us-east-1.prd.nccer.net

Account Portal:

- web.myaccount.nccer.org
- Myaccount.nccer.org

Learning Platform:

- Learning.nccer.org (CNAME)
- learning.nccer.org/totara/dashboard/index.php

Online Testing:

- auth-ignite.prod.gcp-eu.taocloud.org
- testrunner-ignite.prod.gcp-eu.taocloud.org
- pr-lti-be-ignite.prod.gcp-eu.taocloud.org
- timers-ignite.prod.gcp-eu.taocloud.org
- pr-fe-ignite.prod.gcp-eu.taocloud.org

Performance App:

- Pp.prd.nccer.net

Program and People Management:

- nccer.my.site.com

Reporting:

- ce.prd.nccer.net
- Score report tbd

Other:

- fonts.googleapis.com
- fonts.gstatic.com

Firewall / Proxy Whitelist

Learner / Test Taker

Learning Platform:

- Learning.nccer.org (CNAME)
- <https://learning.nccer.org/>*
- <https://learning.nccer.org/local/login/index.php>
- <https://learning.nccer.org/totara/dashboard/index.php>

Online Testing:

- <https://auth-ignite.prod.gcp-eu.taocloud.org>
- <https://testrunner-ignite.prod.gcp-eu.taocloud.org>
- <https://pr-lti-be-ignite.prod.gcp-eu.taocloud.org>
- <https://timers-ignite.prod.gcp-eu.taocloud.org>
- <https://pr-fe-ignite.prod.gcp-eu.taocloud.org>